

3-piece Ball Valves

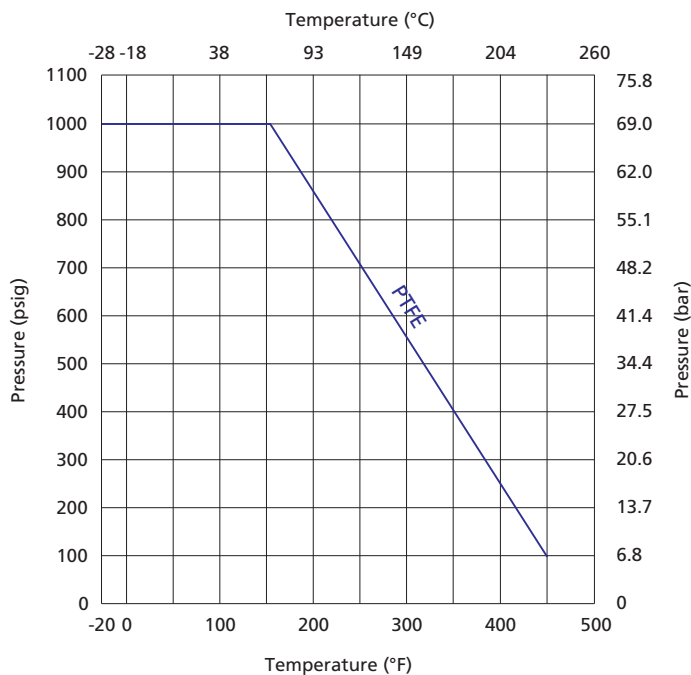
BG Series

Features

- ⦿ Working pressure up to: 1000 psig (69.0 bar)
- ⦿ Working temperature: -20°F to 450°F (-28°C to 232°C)
- ⦿ End connections:
 - 1/8 to 1 thread
 - 1/8" to 1" pipe butt or socket weld
 - 1/4" to 1" and 6 mm to 25 mm tube butt or socket weld
 - 1/4" to 1" and 6 mm to 25 mm tube fitting
- ⦿ Orifice sizes: 0.19" (4.8 mm) to 1" (25 mm)
- ⦿ Blowout proof stem
- ⦿ Bidirectional flow
- ⦿ Leak-tight performance testing with nitrogen or compressed air for every valve at the rated pressure to meet the requirement of no visible leak

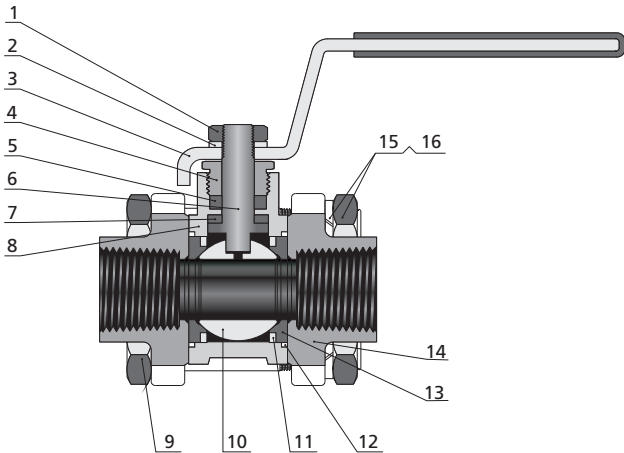


Pressure vs. Temperature



Note: The temperature and pressure rating are based on valves of standard materials.

Standard Materials of Construction

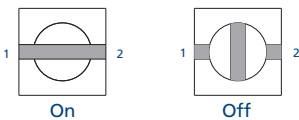
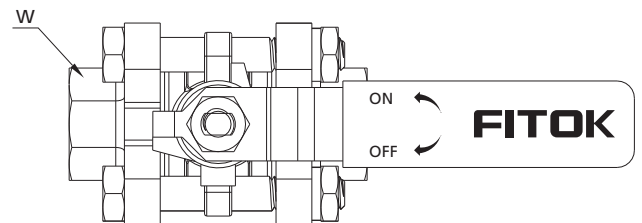
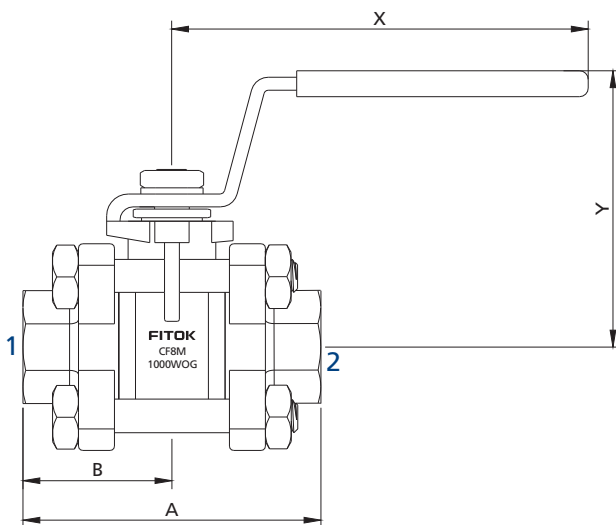


Item	Component	Valve Body Material	
		CF8M/A351	CF8/A351
1	Stem Nut	SS	
2	Gasket	SS	
3	Handle	304 SS/A240 (with vinyl sleeve)	
4	Gland	316 SS/A479 or 304 SS/A479	
5	Stem Packing	PTFE/D1710	
6	Stem	316 SS/A479 or 304 SS/A479	
7	Stem Bearing	PTFE/D1710	
8	Body	CF8M/A351	CF8/A351
9	Body Bolt	SS	
10	Ball	316 SS/A479 or 304 SS/A479	
11	Support Ring	316 SS/A240 or 304 SS/A240	
12	Flange Seal	PTFE/D1710	
13	Seat	PTFE/D1710	
14	End Connection	CF8M/A351	CF8/A351
15	Gasket	SS	
16	Nut	SS	
Lubricants		Silicone-based and PTFE-based	

Note: Wetted components are listed in italics.

For other materials, please contact FITOK Group or our authorized distributors.

Dimensions



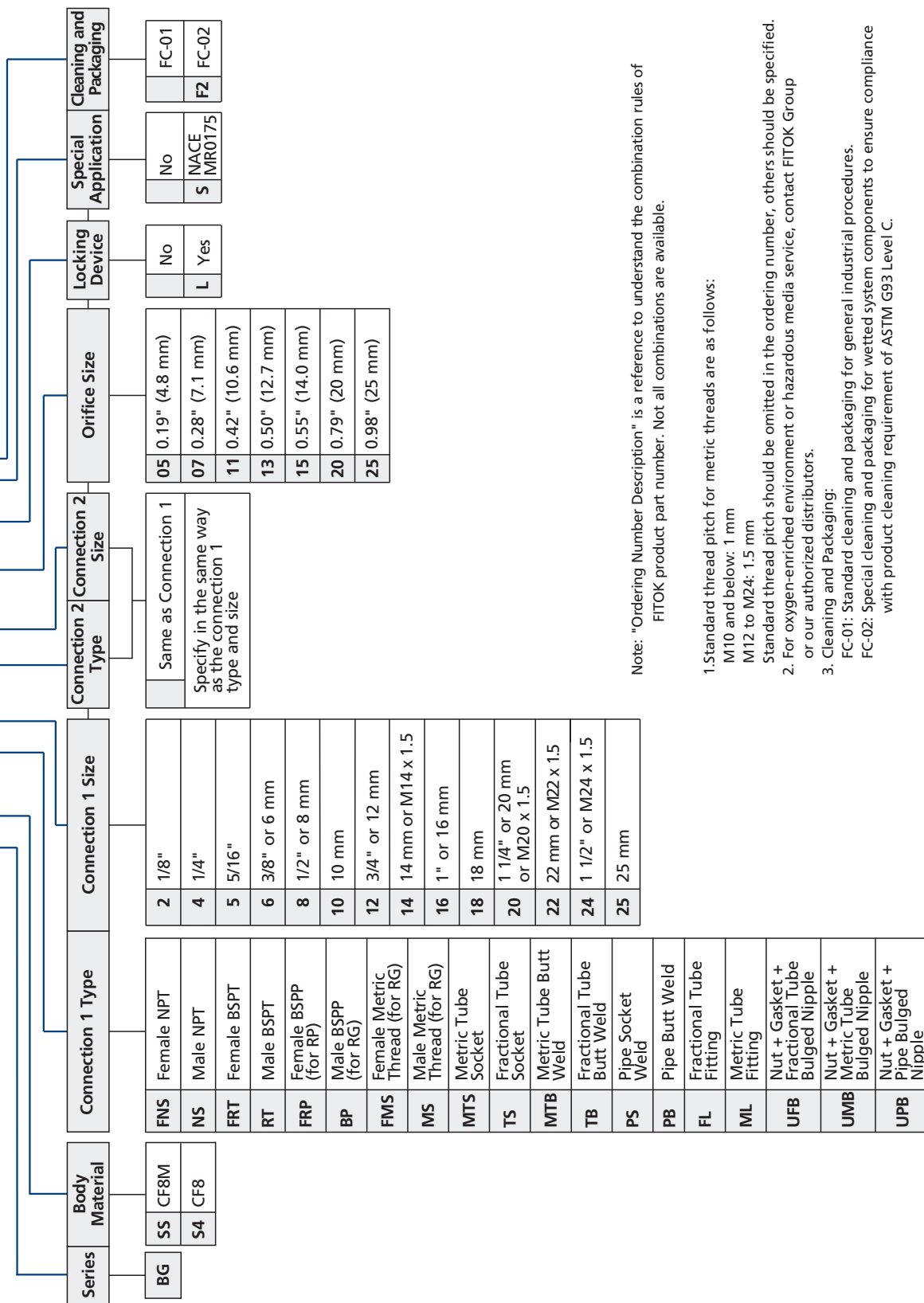
Basic Ordering Number	Connection Type and Size		Orifice in. (mm)	Cv	Dimensions, in. (mm)							
	Connection 1	Connection 2			A	B	W	X	Y			
BG□□-FNS2-05	1/8 Female NPT	1/8 Female NPT	0.19 (4.8)	1.2	2.05 (52.1)	1.03 (26.0)	0.63 (16.0)	2.69 (68.3)	1.46 (37.0)			
BG□□-FRP2-05	1/8 Female BSPP	1/8 Female BSPP										
BG□□-PB4-05	1/4 PB, Schedule Number: 80	1/4 PB, Schedule Number: 80										
BG□□-FL4-05	1/4" FITOK	1/4" FITOK										
BG□□-ML6-05	6 mm FITOK	6 mm FITOK										
BG□□-ML8-05	8 mm FITOK	8 mm FITOK										
BG□□-FNS4-07	1/4 Female NPT	1/4 Female NPT	0.28 (7.1)	3.8	2.05 (52.1)	1.03 (26.0)	0.93 (23.5)	3.94 (100.0)	2.19 (55.7)			
BG□□-FRP4-07	1/4 Female BSPP	1/4 Female BSPP										
BG□□-FL6-07	3/8" FITOK	3/8" FITOK										
BG□□-ML10-07	10 mm FITOK	10 mm FITOK										
BG□□-FL8-11	1/2" FITOK	1/2" FITOK	0.42 (10.6)	7.5	4.04 (103.0)	2.02 (51.3)						
BG□□-ML12-11	12 mm FITOK	12 mm FITOK										
BG□□-ML14-11	14 mm FITOK	14 mm FITOK										
BG□□-FNS6-13	3/8 Female NPT	3/8 Female NPT	0.50 (12.7)	11.3	2.57 (65.2)	1.28 (32.6)				0.93 (23.5)	3.94 (100.0)	2.19 (55.7)
BG□□-FRP6-13	3/8 Female BSPP	3/8 Female BSPP										
BG□□-PS6-13	3/8 PS	3/8 PS										
BG□□-PB8-13	1/2 PB, Schedule Number: 80	1/2 PB, Schedule Number: 80										
BG□□-FL10-13	5/8" FITOK	5/8" FITOK										
BG□□-ML16-13	16 mm FITOK	16 mm FITOK										
BG□□-FNS8-15	1/2 Female NPT	1/2 Female NPT	0.55 (14.0)	13.0	2.74 (69.5)	1.37 (34.8)	1.06 (27.0)	3.94 (100.0)	2.26 (57.5)			
BG□□-FRP8-15	1/2 Female BSPP	1/2 Female BSPP										
BG□□-PS8-15	1/2 PS	1/2 PS										
BG□□-MTB22-15	22 mm MTB, tube wall thickness: 3 mm	22 mm MTB, tube wall thickness: 3 mm										
BG□□-TS12-15	3/4" TS	3/4" TS										
BG□□-MTS18-15	18 mm MTS	18 mm MTS										
BG□□-FL12-15	3/4" FITOK	3/4" FITOK										
BG□□-ML18-15	18 mm FITOK	18 mm FITOK										
BG□□-FNS12-20	3/4 Female NPT	3/4 Female NPT	0.79 (20.0)	50.0	3.15 (80.0)	1.57 (40.0)	1.34 (34.0)	5.18 (131.5)	2.66 (67.5)			
BG□□-FRP12-20	3/4 Female BSPP	3/4 Female BSPP										

Basic Ordering Number	Connection Type and Size		Orifice in. (mm)	Cv	Dimensions, in. (mm)				
	Connection 1	Connection 2			A	B	W	X	Y
BG□□-PB12-20	3/4 PB Schedule Number: 80	3/4 PB Schedule Number: 80	0.79 (20.0)	50.0	3.15 (80.0)	1.57 (40.0)	1.34 (34.0)	5.18 (131.5)	2.66 (67.5)
BG□□-PS12-20	3/4 PS	3/4 PS							
BG□□-TS16-20	1" TS	1" TS							
BG□□-MTB25-20	25 mm MTB, tube wall thickness: 3.5 mm	25 mm MTB, tube wall thickness: 3.5 mm							
BG□□-MTS25-20	25 mm MTS	25 mm MTS			5.12 (130.0)	2.56 (65.0)	1.34 (34.0)	5.18 (131.5)	2.66 (67.5)
BG□□-FL16-20	1" FITOK	1" FITOK							
BG□□-ML22-20	22 mm FITOK	22 mm FITOK							
BG□□-ML25-20	25 mm FITOK	25 mm FITOK							
BG□□-FNS16-25	1 Female NPT	1 Female NPT	0.98 (25.0)	93.0	3.54 (90.0)	1.77 (45.0)	1.57 (40.0)	5.95 (151.2)	3.08 (78.2)
BG□□-FRP16-25	1 Female BSPP	1 Female BSPP							
BG□□-PS16-25	1 PS	1 PS							
BG□□-PB16-25	1 PB Schedule Number: 80	1 PB Schedule Number: 80							

1. FITOK means FITOK double ferrule tube fittings, TS means fractional tube socket weld, MTS means metric tube socket weld, TB means fractional tube butt weld, MTB means metric tube butt weld, PS means pipe socket weld, and PB means pipe butt weld.
2. Sizes and types listed are standard. Other sizes and types are available upon request, please contact FITOK Group or our authorized distributors.
3. Dimensions are shown with tube fitting nuts finger-tightened. All dimensions are for reference only and are subject to change. For dimensions not shown above, please contact FITOK Group or our authorized distributors.

Ordering Number Description

BGSS - FNS8 - ML18 - 15 - L - SF2



Note: "Ordering Number Description" is a reference to understand the combination rules of FITOK product part number. Not all combinations are available.

- Standard thread pitch for metric threads are as follows:
M10 and below: 1 mm
M12 to M24: 1.5 mm
Standard thread pitch should be omitted in the ordering number, others should be specified.
- For oxygen-enriched environment or hazardous media service, contact FITOK Group or our authorized distributors.
FC-01: Standard cleaning and packaging for general industrial procedures.
FC-02: Special cleaning and packaging for wetted system components to ensure compliance with product cleaning requirement of ASTM G93 Level C.
- Cleaning and Packaging: